

British BS 88 Fuse Links

CT, ET, FE, EET, FEE, FM, FMM, MT, MMT 690V / 6-710A

Specifications

Description: BS 88 style fuse links for the protection of DC common bus, DC drives, power converters/rectifiers and reduced voltage starters.

Ratings:

- Volts: — 690Vac (IEC)/500Vdc
- 500Vdc (UL) (350Vdc MT & MMT Series)

Amps: — 6-710A

- IR: — 200kA RMS Sym.
- 50kA dc at 500V

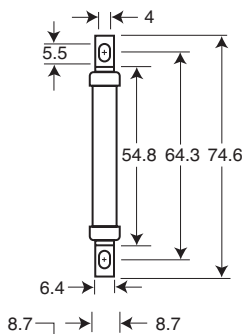


Operating Class: aR

Agency Information: CE, Designed and tested to: BS 88 Part 4, IEC 60269 Part 4, UL Recognized. MT and MMT — 350Vdc (IEC) rating. Consult Cooper Bussmann for UL Recognition status and for DC voltage ratings.

Dimensions (mm):

CT

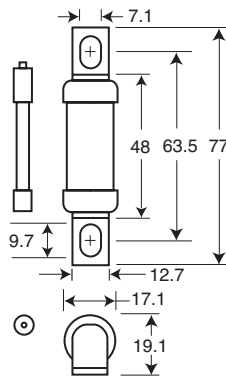


1mm = 0.0394" / 1" = 25.4mm

Figs. 4 & 5 "A" Dimensions

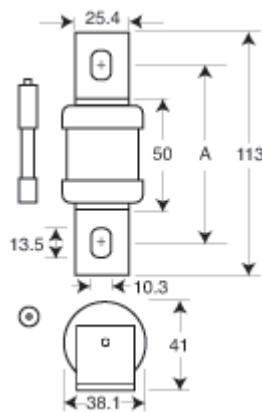
Type	"A"
FM	80-85mm
FMM	80-85mm
MT	85mm
MMT	85mm

ET, FE



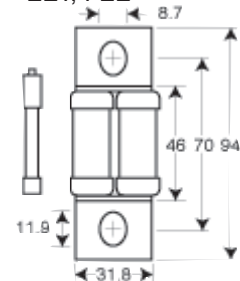
Indicator (Optional)

FM, MT



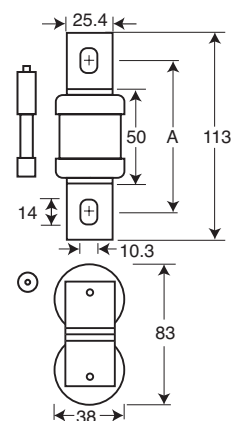
Indicator (Optional)

EET, FEE



Indicator (Optional)

FMM, MMT



Indicator (Optional)

British BS 88 Fuse Links

CT, ET, FE, EET, FEE, FM, FMM,
MT, MMT

690V / 6-710A

Catalogue Numbers

Catalog Numbers	Fuse Type	Electrical Characteristics				
		Rated Current RMS-Amps	I ² t (A ² Sec)			Watts Loss
			Pre-arc	Clearing at 415Vac	Clearing at 660Vac	
6CT	CT	6	1.8	8.5	12	2
10CT		10	7	30	48	3
12CT		12	10	40	65	3
16CT		16	16	66	110	7
20CT		20	32	150	220	7
25ET	ET	25	25	150	250	7
32ET		32	32	190	350	11
35ET		35	52	310	500	11
40ET		40	103	600	900	9
45ET		45	103	680	1100	11
56ET		56	135	950	1500	14
63ET		63	171	1200	2000	16
80ET		80	360	2500	4000	18
35FE	FE	35	33	130	200	9
40FE		40	52	180	300	9
45FE		45	76	270	450	11
50FE		50	103	380	600	11
63FE		63	135	480	750	12
71FE		71	210	600	950	17
80FE		80	250	900	1500	20
90FE		90	360	1300	2100	20
100FE		100	470	1800	2800	23
90EET		EET	90	490	3000	4500
110EET	110		600	4000	6500	27
140EET	140		1050	7000	12000	35
160EET		160	1500	10000	17000	39
100FEE	FEE	100	400	1600	2400	24
120FEE		120	540	1900	3100	32
140FEE		140	850	2500	3800	36
160FEE		160	1000	3700	5700	46
180FEE		180	1400	5300	8400	46
200FEE		200	1900	7100	11400	52
180FM	FM	180	1400	7500	13500	40
200FM		200	2600	10500	18500	40
225FM		225	3700	14500	26500	44
250FM		250	5200	20500	37500	48
280FM		280	7000	30500	55000	48
315FM		315	10000	40000	77000	55
350FM		350	15000	60000	105000	55
400FMM	FMM	400	10000	40000	72500	85
450FMM		450	15000	60000	105000	90
500FMM		500	20000	82000	150000	100
550FMM		550	30000	120000	215000	100
630FMM		630	45000	180000	310000	100
700FMM		700	60000	245000	420000	120
160MT		MT	160	2400	15000	25000
180MT	180		3800	25000	38000	26
200MT	200		6000	40000	58000	27
250MT	250		11500	80000	110000	32
280MT	280		16500	100000	150000	35
315MT	315		19000	125000	180000	42
355MT	355		22000	160000	200000	51
180MMT	MMT	180	1650	12000	18000	42
200MMT		200	2200	16000	23000	42
225MMT		225	3700	26000	40000	42
280MMT		280	6600	47000	70000	47
315MMT		315	8600	62000	91000	51
355MMT		355	13500	97000	140000	54
400MMT		400	21000	150000	220000	60
450MMT		450	30000	220000	320000	57
500MMT		500	42000	300000	450000	64
560MMT		560	60000	430000	640000	64
630MMT		630	68500	500000	720000	86
710MMT	710	78000	600000	850000	105	

• Watts loss provided at rated current.

• Note: FC, 8ET, 12ET, 15ET, 20ET, 65EET and 75EET are available for replacement purposes on existing equipment.

Data Sheets: 35785312 (CT, ET), 35785314 (FE, FM), 35785313 (EET, MT), 35785292 (FEE, FMM), 35785311 (MMT)